

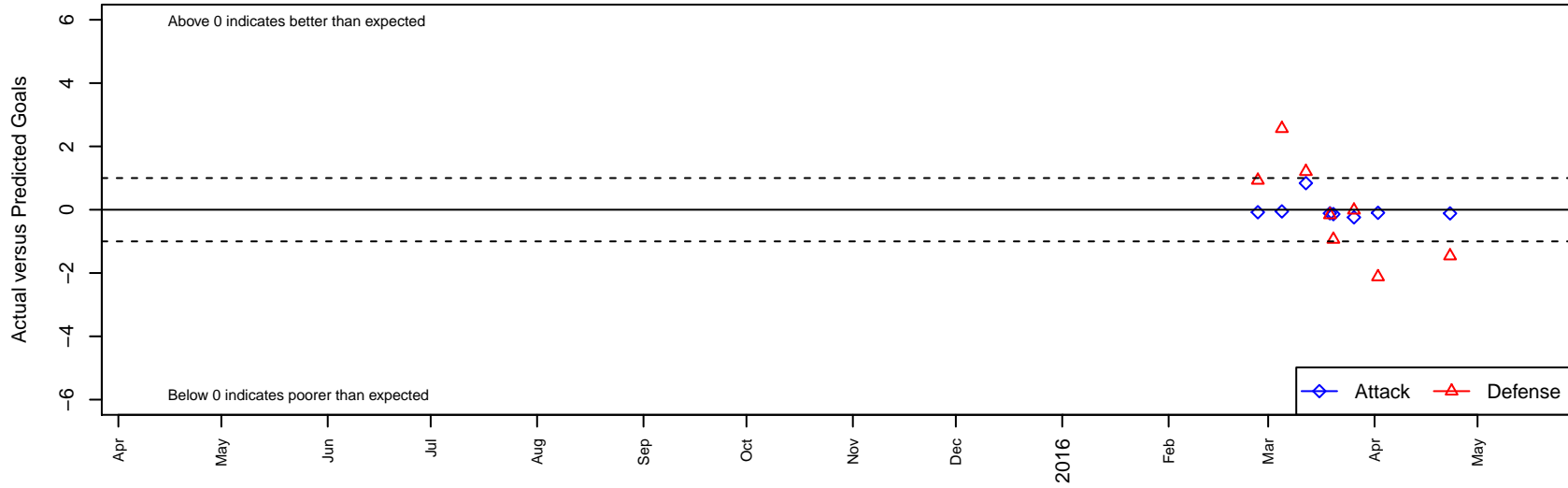
# MRFC White G01

Mount Rainier FC  
Bonney Lake, WA  
G01 total strength=204  
attack=0.08 defense=0.2  
spr league = Spr PSPL Copa U14

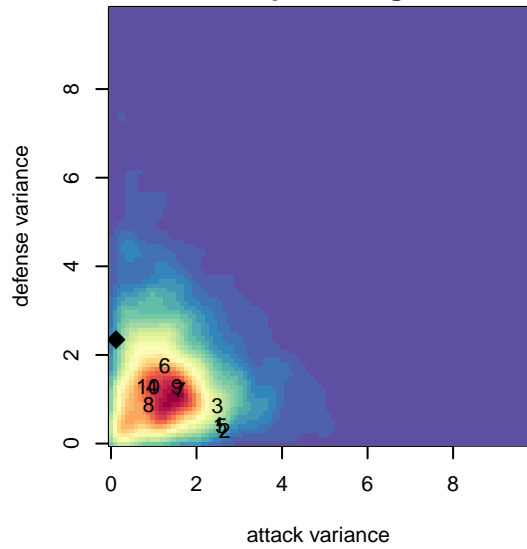
alt names used:

Venues played:  
2015 Spr PSPL Copa U14

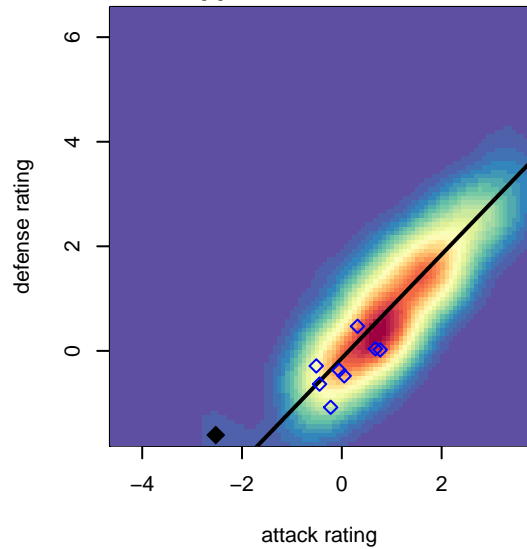
**MRFC White G01**  
Dots are actual minus expected GF (blue circles) and GA (red triangles).  
Blue line is smoothed change in attack strength. Red is smoothed change in defense strength.



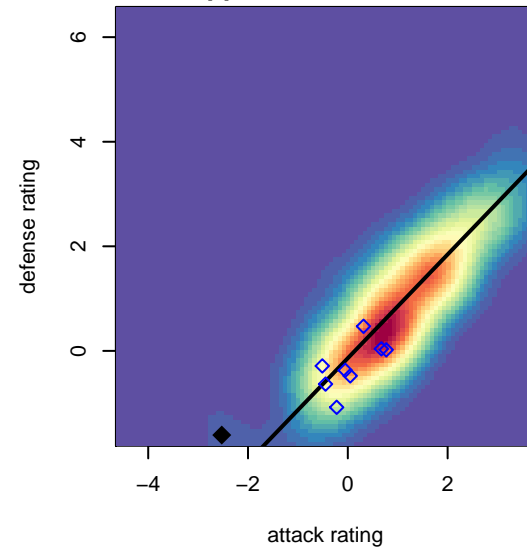
**attack and defense variance (black dot)  
relative to other teams  
and top 10 in region**



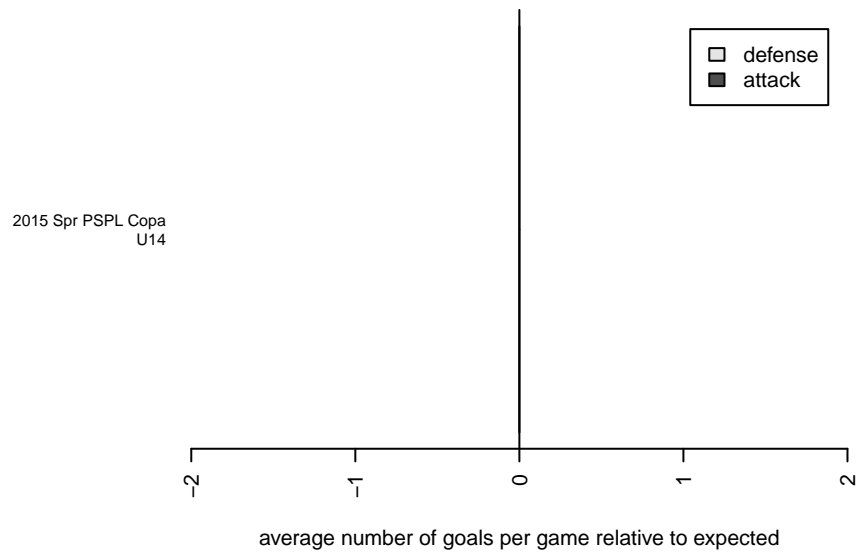
**attack and defense rating  
relative to others at age  
and all opponents in last 13 months**



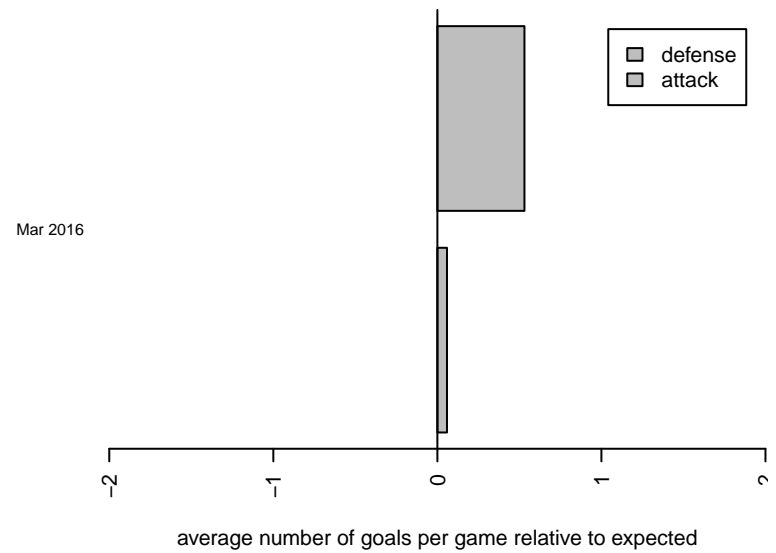
**attack and defense rating  
relative to others at age  
and all opponents in last 13 months**



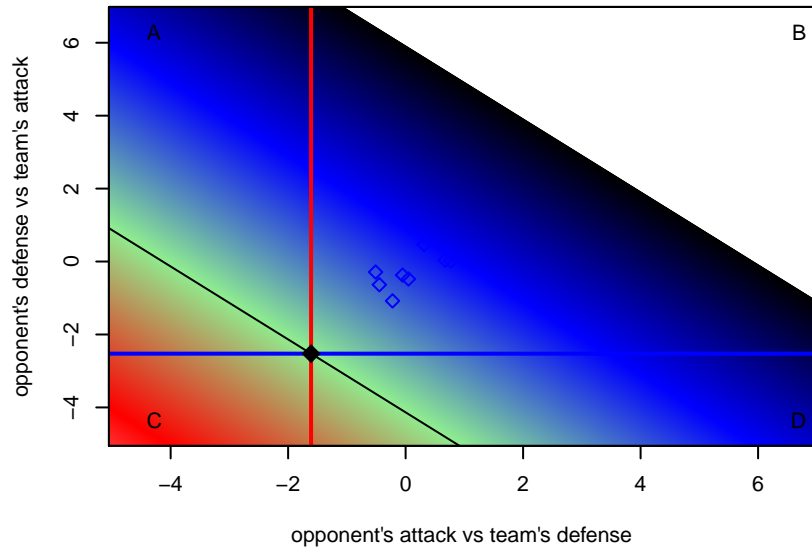
**Performance relative to 13 month average**



**Performance relative to 13 month average**



Distribution of opponents  
 Red = Lose zone, Blue = Win zone, Green = Even  
 Black line separates win/lose zones



lot. A=Neither has attack advantage, B=Opponent has both attack and defense advantage, C=Opponent has both attack and defense disadvantage, D=Both have

<b>date</b>	<b>home</b>		<b>away</b>		<b>venue</b>	<b>pred.home</b>	<b>pred.away</b>
2016-04-23	Cascade FC Green G01	6	MRFC White G01	0	2015 Spr PSPL Copa U14	4.54	0.12
2016-04-02	UPSC Blue Starz G01	12	MRFC White G01	0	2015 Spr PSPL Copa U14	9.88	0.10
2016-03-26	MRFC White G01	0	CSC Velocity White G01	3	2015 Spr PSPL Copa U14	0.24	2.98
2016-03-20	ISC Gunners Select G01	6	MRFC White G01	0	2015 Spr PSPL Copa U14	5.06	0.14
2016-03-19	MRFC White G01	0	NPSA Titans White G01	3	2015 Spr PSPL Copa U14	0.11	2.84
2016-03-12	Heron AC Inferno G01	2	MRFC White G01	1	2015 Spr PSPL Copa U14	3.21	0.16
2016-03-05	MRFC White G01	0	TC United White G01	5	2015 Spr PSPL Copa U14	0.05	7.56
2016-02-27	MRFC White G01	0	Shoreline SC Verrou G01	9	2015 Spr PSPL Copa U14	0.08	9.93